

HTL News



Issue 5, 1st April 2022

Message from School Principal

Firstly, my name is Oliver Winstone, and after the Easter break I will be working full-time at the school as Interim Principal. I have been visiting the school over the past two weeks and working closely with the staff to try and make the transition as smooth as possible. I have met a handful of parents and am beginning to learn many pupils' names. I have been thoroughly impressed with how polite, confident and sensible the children have been and I look forward to learning alongside them.

Secondly, I am really excited to join the Holy Trinity team. For those who aren't aware, I will be moving from a local school within the Amadeus Trust and have been working with many schools over the years and throughout Bexley Borough.

I have three main aims for children at any school I work with: children are happy, safe and learning. If we can work together to achieve all of these, everyday, then I think we will be on the right path to helping children for the future.

Next term, I am really looking forward to getting into classrooms and seeing teaching and learning at Holy Trinity and I welcome parents to come and find me to talk me through any questions you may have.

Other than that, I look forward to joining the school and helping the community on their journey into the future. I hope that you get some time over the Easter break to spend quality time with friends, families and loved ones.

Please recharge your batteries and I will see you on Tuesday 19th April

Mr Winstone

Prayer and Reflection

If you are similar to me then you won't like change. I like things to remain the same. I like people to keep on doing the things the same way for a long time. Deep down I know that this is not the way the universe works. Mrs Dawes and Mrs Molloy moving on is a change, and my first instinct was to be sad and a little bit fearful.

I have to remember that people and places only remain the same for a season. Every season brings comfort and challenges but as Christians we are people of hope.

Mrs Dawes and Mrs Molloy were amazing and gifted leaders of our school but God has more good people who will lead us in our next season. Importantly, God has great things in store for Mrs Dawes and Mrs Molloy. The pupils, parents, staff and governors love them very much and we are glad that they now have the opportunity to share their gifts in exciting new places.

Easter is the season when fragments of fear are gathered up and transformed into perfect love and life. This holiday will be a good time for us to pray that we are transformed into new life-giving and loving people.

May the risen power of Jesus renew your heart and keep you safe throughout Passiontide and Easter.

Reverend Mark Blakely

In school

Welcome & Goodbye to members of staff

We'd like to introduce you to our new members of staff.

Mr. Winstone—Interim Principal

Ms. Budzowska —Teacher

Ms. Poisson —Teacher

Ms. Hills—Teacher

This term we said goodbye to Mrs Dawes, Mrs. Wright, Miss Hayes, Mr. Boyd, Ms McLeod and Mrs. Molloy. We wish them the best of luck in their future endeavors.

It is also with regret that we say goodbye to Mrs. Weston, our School Office Manager, and Mr. Peiris, our Premises Manager. I'm sure you'll want to join us in thanking them both for all their hard work and in wishing them all the very best in their next adventures.

Hello!

Good bye!

Message from Mrs. Molloy

It's time for me to say thank you and goodbye to the HTL community. My time at HTL has been both challenging and rewarding. The children are truly amazing and I'm genuinely proud of every one of you and know that you will go on to achieve great things. The staff have shown incredible strength and resilience and continue to strive to do the very best they can for our children. The parents, carers and governors welcomed and supported me to do the best for their children.

Although I am sad to be leaving I am excited about the future, and the next chapter. I wish the HTL family all the best, I will miss you all.

Thank
You
AND
Good
Bye

In School

World Book Day



HTL had a wonderful day on World Book Day, with Joanna from CBeebies visiting to have story telling sessions for the whole school. It was absolutely amazing. The children and staff were completely enthralled with her animated personality!

The children all looked amazing in their book character costumes, and so did the staff. We had a few

Harry Potter and Where's Wally and 3 'Practically Perfectly in Every Way' Mary Poppins characters. We also had The Worst Witch, who was heard to be cackling through the corridors on the way to her office.

The Worst Witch wasn't really that bad, she spent some time with Sparrows reading them a story. We hope it was a good one!



In School

CRiBS—Easter Play—The Mystery of the Empty Tomb



HTL were lucky to have CRiBS visit us with a performance called the Mystery of the Empty Tomb. The children absolutely loved the show.



EYFS—Nursery

Nursery enjoyed a fun packed farmyard animal day. The children dressed up as their favourite farm animal and we all had some delicious snacks that they would eat.

We completed a giant obstacle course where the little farm animals had to gallop, jump, waddle, leap, crawl and run through tunnels, hoops, hurdles, cones, benches and blocks. Each time they reached the end they had to collect some of the food to take back to the other animals.

The children were very enthusiastic and they worked brilliantly as a team helping each other.

We had barn dancing and sang and acted out Old McDonalds farm. The children were amazing when singing the different animal noises.

Later we made masks and discussed what the baby animals were called too.

The children were very tired by the end of the day and I think they were ready to 'hit the hay' by home time!



EYFS—Reception



This week we read the Easter story to the children and helped them ask questions and fully understand the story. It tells the story of Jesus's crucifixion, his rising from the tomb three days later to the delight of his followers, and his ascension to heaven.

Do you know why we celebrate Easter? Why is the cross so important to Christians? What happened to Jesus on Good Friday? Are children able to retell

the Easter story using pictures?

In phonics we have been reviewing the sounds already learnt. We have also been teaching and reviewing the set 2 'special friends' where the children have been using and applying what they have learnt to read and write words containing three, four and five sounds.

In maths, the children have been exploring the concepts of weight and capacity. The children worked on understanding, which objects hold the most/least and why and were engaged in a lot of practical activities including filling containers in the water in the outside area. We asked the children to experiment and find out how many cups they were using and how many more spoonfuls would be needed to fill each container. They



were also encouraged to use terms full, half full, empty, etc. to describe the capacity in each container. The children also explored weight by using balance scales with a selection of objects to compare which items were heavier and lighter. They sorted objects appropriately after they had explored them



into sorting circles labeled heavy and light. We also explored the concept of whether bigger things were always heavier.

KS1—Year 1



As a part of our topic 'Why are ipads more fun than my Grandparents old toys?,' we have been learning all about toys from the past.

We began our day by learning about Punch and Judy who are very famous puppets that have been used in seaside shows for over 350 years!

Then, we investigated, designed and then made our very own puppets. We tried really hard to combine the puppet template by using a running stitch, it was a little bit tricky.

At the end of the day, we added decoration to our puppets and evaluated our designs by deciding if we were happy with them and how we could improve them next time.

We all had a brilliant day and can't wait to take our puppets home at the end of the week after we have performed puppet shows to each other!

Year one had a fantastic time exploring old toys as a part of our WOW experience! Mrs Scudder and Mrs Casizzi were amazed to find a bag of old toys with a faded letter asking us to take care of the precious toys.

We carefully opened the bag and found some wooden toys inside! We were so excited to pass these around, and then we even spent the afternoon playing with the dominoes, Jacobs ladder, tumbling man, pecking ducks and more!



KS1—Year 2



Our topic this term has been all about chocolate and how chocolate is made. For our design and technology project this term we designed and made our own chocolate and its packaging. We started off by looking at different types of packaging and their features. We noticed that the chocolate had a name and that it was bright and colourful. With this in mind we decided on a name for our chocolate and practiced different designs for our label. Once we

had designed our label we had a go at making some different boxes. We had the opportunity to make mock ups of our designs and then we chose which box we liked the most. When making the boxes we had to cut, fold and join the card, this was sometimes very tricky but we didn't give up. We found out that sometimes the glue was not strong enough to hold the box together so we used tape instead. We added designs to our boxes and attached our labels.



This term in science we have been learning all about habitats. We know that a habitat needs to provide living things with shelter, oxygen, food and water. We have looked at different types of habitats around the world and why animals are best suited to living there. As part of this topic we looked at microhabitats. A microhabitat is a very small part of a habitat, such as a clump of grass or a space between rocks. It is a habitat for extremely small creatures, such as woodlice or a butterfly. We invited some of our parents to come with us to the Glades to look at local microhabitats. We learnt that the best places to look would be shady areas under trees, leaf piles, under logs and damp areas. On our hunt we took paper to write down what we found, we also had a go at drawing and labeling the microhabitat. We were able to find spiders, snails, woodlice and worms. We knew that we had to be quiet so as not to scare the creatures and we also needed to make sure that any logs we moved we put them back where we found them.



KS2—Year 3


Year 3 loved making pizzas as part of their work on Italy and also their literacy work this week on instructional writing.

Children rolled the dough out themselves, spread the tomato sauce, sprinkled the cheese and then added toppings of their choice. Big thank you to Bakers of Bexley for providing the pizza making kits and to adults at home for cooking the pizzas.


Year 3 also made Leaning Tower Of Pisa using junk materials.



To introduce year 3 to their new topic of volcanoes, (with a key focus on Mount Vesuvius), we discussed the children's prior knowledge and vocabulary around volcanoes and then showed them some amazing videos of the natural phenomenon.



Children expressed a range of emotions from being wowed and amazed, to feeling concern and worry about anyone who would be living close to one. Year 3 then created their own volcano artwork using pastels and chalk. These are now on display in our classrooms. They have also created their own erupting volcanoes. Year 3 are now volcano experts!

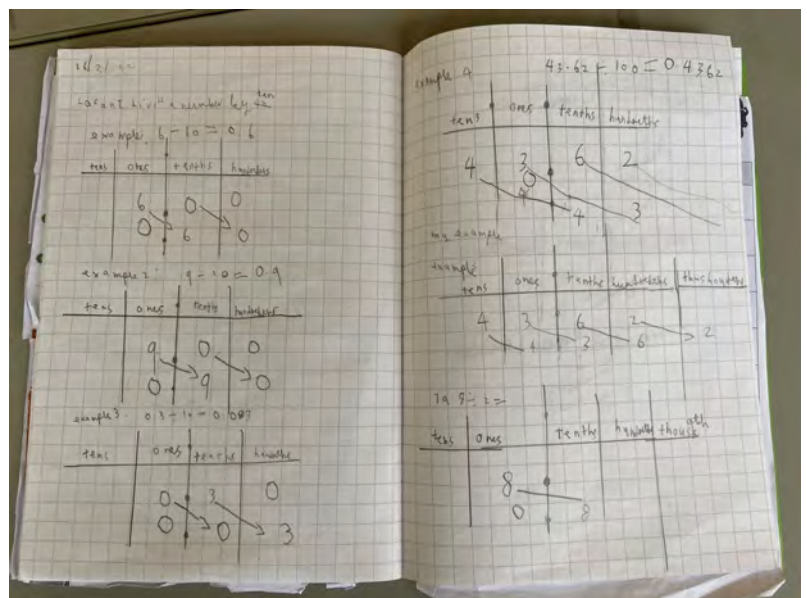


KS2—Year 4

Year 4 have been reading the book *The Promise* by Nicola Davies this half term and thinking about how an author can change mood and atmosphere with different vocabulary and drawing/images. The belief that a nature is essential to and that now, more than ever, we need to renew that relationship with every human being, than ever, we need to and take care of the Children wrote detailed descriptions of the story, some that had vibrant colours thinking about how these contrast each other and why this was important to the author to convey to the reader. Year 4 also tried their hand at making origami birds




Year 4 have also been working really hard on decimals this half term - converting between fractions, understanding tenths and hundredths as decimals before finally multiplying and dividing by 10 and 100.



Year 4 have also been working really hard on decimals this half term - converting between fractions, understanding tenths and hundredths as decimals before finally multiplying and dividing by 10 and 100.

KS2—Year 5



This half term has been packed with lots of amazing learning. In Literacy, we have been looking at the book *Beowulf*. The children have written speeches as thanes, ready to fight the monstrous fiend, Grendel. We created a mead hall in our classrooms where children delivered their speeches to each other, using the armour and weapons they created over the half term break. They also created spectacular diary entries, outlining the events of Grendel's demise. The final piece we have worked on this half term has been creating our very own mythical creature. The children were excited by this and have created some imaginative, scary and gruesome creations.



Maths this half term has been filled with fractions. The children have developed their knowledge of adding, subtracting and multiplying fractions, as well as finding fractions of an amount. Some have found this challenging and others have challenged themselves to answer problem solving and reasoning questions.

KS2—Year 6

This term, year 6 took a trip to the British Museum to enrich their History topic. Year 6 has been studying the Islamic Golden Age and took advantage of the British Museum's impressive collection of 4th-8th century Islamic artifacts to learn more about Islamic art and culture.




After lunch in the front gardens, students were able to roam the museum freely with parent volunteers and took in exhibits from Ancient Greece, Pre-Colonial Africa, Ancient Egypt, and the early years of the British Monarchy.

They also created their own works of art inspired by the patterns, colours, and images they studied at the museum.



Year 6 has been studying One Thousand and One Arabian Nights this half term. To finish the term, students are studying the structure of Aladdin and the Wonderful Lamp (the inspiration for Disney's Aladdin) and will be writing their own version of the classic story archetype next week.



Mass Visits



Year 1 took a trip to church as part of their RE lesson. The children learnt about Christian's beliefs and how they prepare for Easter. The children listened carefully to Father Mark as he explained the stations of the cross and about Christian practises at this time of the year. The children then wrote and drew their understanding of how Christians prepare for Easter. Father Mark kindly gifted a palm cross and 2 daffodils plants, that symbolise hope, to the classes.



Other News

Team Spirit takes precedence in the Digger Dane Cup!



It seems like such a long time ago, but on Wednesday 23rd February, 8 boys travelled to Merton Court to play a cup round tie in the Digger Dane Cup.

After dominating the first part of the match, HTL were unlucky to find themselves 1-0 down.

Rather than becoming disappointed, the boys showed a great team spirit and they were soon rewarded. Goals started flowing with the match finishing a comfortable 5-3 to HTL. This puts the boys team into the quarter finals of the Digger Dane cup facing Uplands in the next round—the quarter finals!

Goals scored by Kiso (2), Aydean (2) and Freddie (1)

Will HTL boys bring home the cup? Watch this space!



PTA

HTL PTA are pleased to present our very first circus on Saturday 25th June! A HUGE 600 seat Big Top tent to fill the school field. Happy's Circus is a professional, all human (no animals) circus featuring amazing international artists, including acrobats, aerialists, speciality acts, magic and the ever popular Happy's Circus clowns and much, much more!

Gates open at 12pm and, prior to the big event, there will be face painting, refreshments, a Bar tent, BBQ, sweets and confectionaries, and other fun stalls!

The pre-show starts at 1.40pm, the main show in the Big Top starts at 2pm, the tent will open at around 1.15pm for seating. The performance is two hours long- so it is amazing value for money!

The big show takes place in a traditional, colourful, all weather Big Top with state-of-the-art sound and lighting technology. Don't forget to book early! Early bird Tickets are £12 per person.

On the door prices will be £15 per person. Babes in arms (under 2's ONLY) are free of charge.

Pushchairs and Prams are not permitted inside the Big Top- they can be safely parked outside the entrance of the Big Top on arrival.

Your PayPal email confirmation will act as your ticket.

Coming soon to Holy Trinity Lamorbey Primary School

HAPPY'S CIRCUS

Saturday 25th June 2022

BUY TICKETS ONLINE AT:
WWW.HTLPTA.CO.UK

2 HOUR SHOW!

EARLY BIRD TICKETS
£12 per person
(under 2's free)

Gates open: 12pm
Big Top Doors open: 1.15pm
Pre-show starts: 1.40pm
Show Starts: 2pm

Featuring...
Lots of marvellous magic, a spellbinding array of speciality acts, amazing acrobatics and incredible aerialists!
Plus...
BBQ, Bar, stalls for the children, facepainting, popcorn, candyfloss, sweet treats, balloons...and more!

Parents Page

After School Spanish Club llegará a HTL el 21 de abril de 2022.

After School Spanish Club is coming to HTL on 21st April 2022.

[Para reservar su espacio, haga clic aquí / To book your space, please click here](#)

olé

Spanish for Everyone

Learn Spanish through role play, drama, traditional Spanish games and much more!

Coming Soon!

Holy Trinity Lamorbey CE Primary School

Spanish Club for children

Children aged 4-11 years

Info & Bookings:
zalui@olespanish.net
www.olespanish.net
07734044382

Parents Page

New from the White Rose team...

It's 1-Minute Maths!

White
Rose
Maths


1-minute
MATHS



-  Subitising
-  Addition
-  Subtraction



Our new 1-Minute Maths app helps your pupils to build greater number confidence and fluency. It's all about targeted practice in engaging, one-minute chunks!



We use White Rose Maths Scheme at HTL. This app is mainly aimed at KS1 pupils but would greatly benefit other years as well to support quick mental recall.

Click the link below for more info.

<https://whiterosemaths.com/1-minute-maths#download>

Did you know?

At National Online Safety, we believe in empowering parents, carers and trusted adults with the information to hold an informed conversation about online safety with their children, should they feel it is needed. This guide focuses on one issue of many which we believe trusted adults should be aware of. Please visit www.nationalonlinesafety.com for further guides, hints and tips for adults.

What Parents and Carers Need to Know about ... **SOCIAL MEDIA SCAMS**

On any social media platform, you'll often come across links to genuine-looking websites. They might include an exclusive offer for one of your favourite shops or invite you to complete a quiz in return for a particular reward. In some cases, clicking on these links takes you to a fake website where you are asked to provide your personal details. The whole enterprise is a ploy to capture sensitive details, such as your email address and password, which the scammers then exploit at your expense.

Clickjacking for fake rewards

Here, the attacker tries to lure you into clicking a link by offering something in return, such as a free gift for completing a survey. However, when the link is clicked, it collects the details of whoever fills out the survey. This might include full names, addresses, phone numbers and email addresses. Scammers could use these to hack into your other accounts or simply sell your data to other criminals.

Malicious app downloads

Some cybercriminals design software that appears genuine or helpful (and is normally free) but has been created to steal your personal information. There may be a pop-up ad encouraging you to download and install the app. Once the app is downloaded, the attacker can see any personal credentials you enter, and could then use this information for their own gain.

'Payment first' scams

Prevalent on sites such as Depop, these scams have spread to Facebook since it added the Marketplace feature. A user lists an item for sale and requests payment up front. Most online stores work this way, but the crucial difference is that scammers ask for payment via PayPal friends and family – not goods and services. This means you can't dispute the payment: the scammer keeps your money, and you never receive the item.

Threats disguised as quizzes

Most quizzes on social media seem harmless, but many come with hidden threats. When you submit your answers, you're also agreeing to terms and conditions which – in some cases – allow the quiz developer to sell your details to third parties. This puts you at greater risk of phishing attacks and spam advertising emails. It might also give the app permission to use information from your profile.

Untrustworthy URLs

It's common on social media for URLs in posts to be shortened (to meet Twitter's character count, for instance). This may seem harmless, but it opens an avenue of attack for scammers who may be disguising a malicious link as legitimate. These links can install malware on the victim's device, which could lead to passwords being stolen or even be the precursor to ransomware attacks.

Angler phishing scams

Using a fake corporate social media account, the scammer pretends to be from customer services. When someone complains about customer service on social media, the fake account messages them asking for their name, phone number and email. If the user provides this info, they are directed to a fake website where they enter their login details. The attacker can then steal their credentials or infect their device with malware.

Advice For Parents & Carers

Set strong passwords

Always ensure that your passwords are not easily guessable. Try to use a mix of letters, numbers and special characters so that criminals cannot forcefully get control. You should also change your passwords every so often to provide further protection against your accounts being taken over. If you have any concerns about your account's privacy, change the password.

Review your privacy settings

Regularly review your privacy settings on social media. You can restrict which parts of your profile can be seen and by who. We recommend making your personal information only visible to friends, which will help to limit the information a scammer could find out about you from social media. It's also safest to only accept friend or follow requests from people that you actually know.

Protect your personal information

Never enter personal information on unfamiliar websites. If you are redirected to a site from a social media post or an email link, putting in your personal details could give key information away to a scammer. Fraudsters may pose as someone you know to try and get your address or bank details (or your family's). If this happens, block the user and tell your family, so the scammer can't try to deceive anyone else.

Avoid opening suspicious emails

When you get an email, always check the sender's address before opening it. If it's an unexpected email and the sender is a stranger, mark it as junk (in case they try again in future) and simply delete it. They could be a scammer who's simply seen your email address on your social media profile. Being aware of phishing attacks is the primary method of defence against scam emails like this.

Choose trusted download sources

Don't download apps or files from unknown sites – instead, use verified and trustworthy sources (such as Google Play or the App Store for download to mobile devices). You can recognise safe sources by their trust seals. The browser address bar on a secure site starts a 'https' instead of 'http'. A shield or lock symbol in the address bar also indicates that a site is secure.

Install anti-virus software

Another key tip is to ensure that you have robust and reliable virus protection installed on any of your devices that support it. Anti-virus programmes will help to insulate you against cyber-attacks by blocking any malicious downloads or detecting any recently downloaded malware and removing it. Update your virus protection software regularly and carry out frequent scans of your device.

Meet Our Expert

Formed in 2016, KryptoKloud provides cyber security and resilience solutions to its customers. With offices in the UK, the company offers managed service operational packages including cyber security monitoring and testing, risk audit, threat intelligence and incident response.



National Online Safety

#WakeUpWednesday

Did you know?

At National Online Safety, we believe in empowering parents, carers and trusted adults with the information to hold an informed conversation about online safety with their children, should they feel it is needed. This guide focuses on one issue of many which we believe trusted adults should be aware of. Please visit www.nationalonlinesafety.com for further guides, hints and tips for adults.

What Parents & Carers Need to Know about

DEEPIFAKES

A deepfake is an extremely convincing piece of media that is created using artificial intelligence (AI), based on pictures and recordings of the subject. The name comes from the deep learning approach to AI needed to generate them and the fact that they're used to create fake content. Deepfakes can be made as videos, static images and audio – where a person's voice is accurately mimicked to make it seem as though they have said something which, in reality, they have not.

Fake News

The most obvious use to date has been to spread fake news; a politician or well-known figure can be undermined by someone putting damaging words into their mouths. For example, in 2018, a video of Donald Trump advising the people of Belgium on climate change was revealed to be a deepfake, while in 2021 a convincing parody account supposedly belonging to Tom Cruise went viral on TikTok.

Potential for Extortion

A sophisticated deepfake video could be used for extortion, even if someone has not done anything to be blackmailed over. A deepfake could believably show a person in a compromising position, and – even if that individual was never actually present – the mere threat of the video being circulated on the internet could be enough to coerce them into paying a ransom.

Fraudulent Use

Deepfakes are mainly associated with video clips, but audio versions do exist and are in fact much simpler to create. These carry obvious criminal potential: to commit financial fraud, for instance. It is possible for someone to be fooled that a trusted person gave specific instructions or authorisation during a phone call, while a fake voice could be generated to bypass phone authentication at some banks.

Pornography

A 2019 study by research company Sensify AI found that 95% of deepfake videos online took the form of pornography. This involves realistically superimposing the faces of other people (usually celebrities or public figures, but members of the public have been victims, too) onto the bodies of actors in porn movies. Not only could this be used as a type of extortion, but it is also an appalling invasion of privacy.

Advice for Parents & Carers

Keep Profiles Private

Ensure that you and your family maintain a relatively limited public presence on social media. By enabling privacy restrictions, you can help to prevent scammers from having access to images, video and audio clips from which they could easily copy your voice and facial likeness.

Search for Other Evidence

If the video is supposedly of a prominent public figure, then it is probable that whatever they said on the clip would have also been recorded by someone else (especially if it was a political speech). Google the person's name with a few words of what ever they said in quotation marks. If no matching search results come up – and the video has not been covered by any news outlets – then it is likely you are looking at a deepfake.

Trust Your Instincts

Ask yourself whether the content of a video seems plausible. If the person in the clip is acting out of character (for example, using unexpectedly sensational or divisive language), it could be a sign of a deepfake. Investigate the source: newly created accounts or websites are often suspect. Check if any previous posts from that account display an ideology that would want to either glorify or discredit the speaker.

Look at Details

The process that creates deepfakes sometimes leaves obvious traces. Look out for blurry edges and flickering on faces – especially on textures that are difficult to replicate, such as hair strands. Oddly rendered teeth or a lack of blinking may also be clues. Pay close attention to whether the person's mouth movements directly correspond to the words spoken: many amateur deepfakes fall at this hurdle.

Meet Our Expert

Alan Martin is an experienced technology journalist and the former deputy editor of technology and internet culture website Alphr. Now freelance, he has contributed articles to publications including the *New Statesman*, *CNET*, the *Evening Standard*, *Wired*, *Rock Paper Shotgun*, *Gizmodo*, *Packet Gamer*, *Stuff*, *T3*, *PC Pro*, *Macworld*, *TechRadar* and *Trusted Reviews*.



National
Online
Safety®

#WakeUpWednesday



www.nationalonlinesafety.com



@natonlinesafety



NationalOnlineSafety



@nationalonlinesafety

Users of this guide do so at their own discretion. No liability is entered into. Current as of the date of release: 04.08.2021

